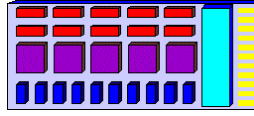


Standard Reliability Prediction Report

Part Number HE104-HV-V8-R1
Reference Des
Date June 4, 2004
Environment GB, GC - Ground Benign, Controlled
Temperature 30.00

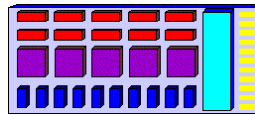


Description Top-level assembly
File Name HE104-HV.RPJ
Time 4:58 PM
Failure Rate 4.023192
MTBF 248,559

Assembly Name	Part Number	Ref Des	Qty	Failure Rate	MTBF
HE104-HV	HE104-HV-V8-R1		1.00	4.023192	248,559

Standard Reliability Prediction Report

Part Number HE104-HV-V8-R1
Reference Des
Date June 4, 2004
Environment GB, GC - Ground Benign, Controlled
Temperature 30.00

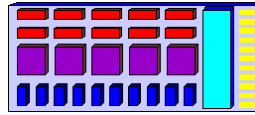


Description Top-level assembly
File Name HE104-HV.RPJ
Time 4:58 PM
Failure Rate 4.023192
MTBF 248,559

Part Number	Category	Ref Des	Failure Rate, Unit	Quantity	Failure Rate
CAP-0805-100P	Capacitor	C11	0.007015	1.00	0.007015
CAP-1206-0.1U	Capacitor	C10,C4	0.013062	2.00	0.026125
CAP-1206-0.1U-100V	Capacitor	C8	0.013062	1.00	0.013062
CAP-1206-1000P	Capacitor	C6,C17	0.008630	2.00	0.017260
CAP-1206-100P	Capacitor	C23	0.007015	2.00	0.014030
CAP-1206-10N	Capacitor	R99	0.010617	1.00	0.010617
CAP-1206-1U	Capacitor	C18,C21,C24,C19	0.032465	4.00	0.129860
CAP-1206-680P	Capacitor	C22, C2	0.008336	2.00	0.016672
CAP-D-4U7	Capacitor	C25,C1	0.008183	2.00	0.016365
DIODE-SMC-60V	Semiconductor	D8	0.001895	1.00	0.001895
DIODE-SOT23-DUAL1	Semiconductor	D1,D2,D5,D13,D15	0.015735	5.00	0.078677
FET-SOT23-N	Semiconductor	Q3	0.152315	1.00	0.152315
PCB-HE104-V8	Connection	~	0.054400	1.00	0.054400
RES-1206-100K	Resistor	R15,R26	0.021303	2.00	0.042606
RES-1206-100R	Resistor	R3-6,R17,R25	0.021303	6.00	0.127819
RES-1206-10K0	Resistor	R27, R99	0.021303	2.00	0.042606
RES-1206-10R	Resistor	R24	0.021303	1.00	0.021303
RES-1206-130K	Resistor	R18	0.021303	1.00	0.021303
RES-1206-15K0	Resistor	R19	0.021303	1.00	0.021303
RES-1206-18K2	Resistor	R8	0.021303	1.00	0.021303
RES-1206-1K00	Resistor	R1,R14	0.021303	2.00	0.042606
RES-1206-1K24	Resistor	R12,R20	0.021303	2.00	0.042606
RES-1206-1K54	Resistor	R9	0.021303	1.00	0.021303
RES-1206-392R	Resistor	R10,R11	0.021303	2.00	0.042606
RES-1206-4K75	Resistor	R13	0.021303	1.00	0.021303
RES-1206-4K99	Resistor	R2	0.021303	1.00	0.021303
RES-SL1-010	Resistor	R23A	0.003658	1.00	0.003658
RES-SL1-020	Resistor	R7	0.003658	1.00	0.003658
TR-SOT23-NPN	Semiconductor	Q2	0.001289	1.00	0.001289
TR-SOT23-PNP	Semiconductor	Q1,Q8	0.000096	2.00	0.000191
VR-LTC1159CS	Integrated Circuit	IC1	0.003939	1.00	0.003939
VR-LTC1266CS	Integrated Circuit	IC2	0.003142	1.00	0.003142
CAP-OSCN-150U	Capacitor	C15A, B	0.005384	2.00	0.010768
CAP-OSCN-330U	Capacitor	C9A, B, C	0.006454	3.00	0.019363
CAP-OSCN-22U	Capacitor	C8A, B, C, D	0.003462	4.00	0.013849
CAP-RAD-330U-63V	Capacitor	C3	0.006454	1.00	0.006454
CON-PC104-16P	Connection	J2	0.052000	1.00	0.052000
CON-PC104-8P	Connection	J1	0.083200	1.00	0.083200
CON-PCB-RA2-3.81	Connection	CN1	0.000030	1.00	0.000030
CON-PIN-2MM-8POS	Connection	JP3	0.010400	1.00	0.010400
CON-PIN-2MM-2X3POS	Connection	J4	0.007800	1.00	0.007800
CON-PLUG2-3.81	Connection	~	0.124000	1.00	0.124000
DIODE-TO220-15A	Semiconductor	Q6	0.008230	1.00	0.008230
FET-TO220-0.014R	Semiconductor	Q5	2.071929	1.00	2.071929
FET-TO220-0.028R	Semiconductor	Q4,7	0.181294	2.00	0.362588
FUSE-AXIAL-10A	Miscellaneous	F1	0.010000	1.00	0.010000
HW-JMP-2MM	Connection	~	0.002600	2.00	0.005200

Standard Reliability Prediction Report

Part Number HE104-HV-V8-R1
Reference Des
Date June 4, 2004
Environment GB, GC - Ground Benign, Controlled
Temperature 30.00



Description Top-level assembly
File Name HE104-HV.RPJ
Time 4:58 PM
Failure Rate 4.023192
MTBF 248,559

Part Number	Category	Ref Des	Failure Rate, Unit	Quantity	Failure Rate
LED-1210-RED	Semiconductor	LED1, 2	0.001476	2.00	0.002953
TERM-PCB3-3.5	Connection	CN2	0.189900	1.00	0.189900
TOR-10A-50U	Inductor	L1	0.000097	1.00	0.000097
TOR-5A-12U	Inductor	L3	0.000097	1.00	0.000097
TOR-5A-50U	Inductor	L2	0.000097	1.00	0.000097
XSORB-AXIAL-51V	Semiconductor	D4	0.000096	1.00	0.000096